



## Jesters & Fools



GREAT LAKES THEATER

camp<sup>2020</sup>  
THEATER!

## Activity & Resource Guide For Camp Activities



Camp Theater 2020  
Great Lakes Theater  
[www.greatlakes theater.org](http://www.greatlakes theater.org)



## Welcome Jesters & Fools to Camp Theater!

Dear Campers and Families,

Since camp is geared for play, I've created brief videos for each day to inspire campers to go make theater away from the computer. This activity guide, along with the videos, contains theater activities, crafts and more to encourage campers to use their imaginations at home and create "drama" in any space. Some of these activities can be done by campers on their own, other activities will require family participation. And since theater is all about play, community, imagination and fun, I invite everyone to experience Camp Theater in their own creative way. Get Ready, Get Set and Play!

Sincerely,

Lisa Ortenzi

Great Lakes Theater

Director or Educational Programming

## *Share Your Camp Theater Adventures With Us!*

Send photos and videos of activities and crafts  
to [kflorian@greatlakestheater.org](mailto:kflorian@greatlakestheater.org)


## Table of Contents

<b>Welcome Campers</b>	<b>Page 2</b>
<b><u>Day 1: Puppet Activity Video</u></b>	
<b>Puppet Theater Puppet Templates</b>	<b>Pages 4-9</b>
<b>Shadow Puppet Theater Puppet Templates</b>	<b>Pages 10-14</b>
<b>How to Make Marionette Puppets</b>	<b>Page 15</b>
<b>Marionette Puppet Templates</b>	<b>Pages 16-21</b>
<b>A Midsummer Night's Dream Fairy Scene 1 Script</b>	<b>Page 22</b>
<b>Recycled Percussion Craft Activity</b>	<b>Page 23</b>
<b>Write a Fairy Story Activity</b>	<b>Page 24</b>
<b>Perform your Fairy Story as a Play</b>	<b>Page 24</b>
<b>Fairy Art by Cecily Mary Barker</b>	<b>Page 25 &amp; 26</b>
<b>Coloring Pages</b>	<b>Pages 27-30</b>

**Camp Theater Day 4**  
**Come back tomorrow for more activities**

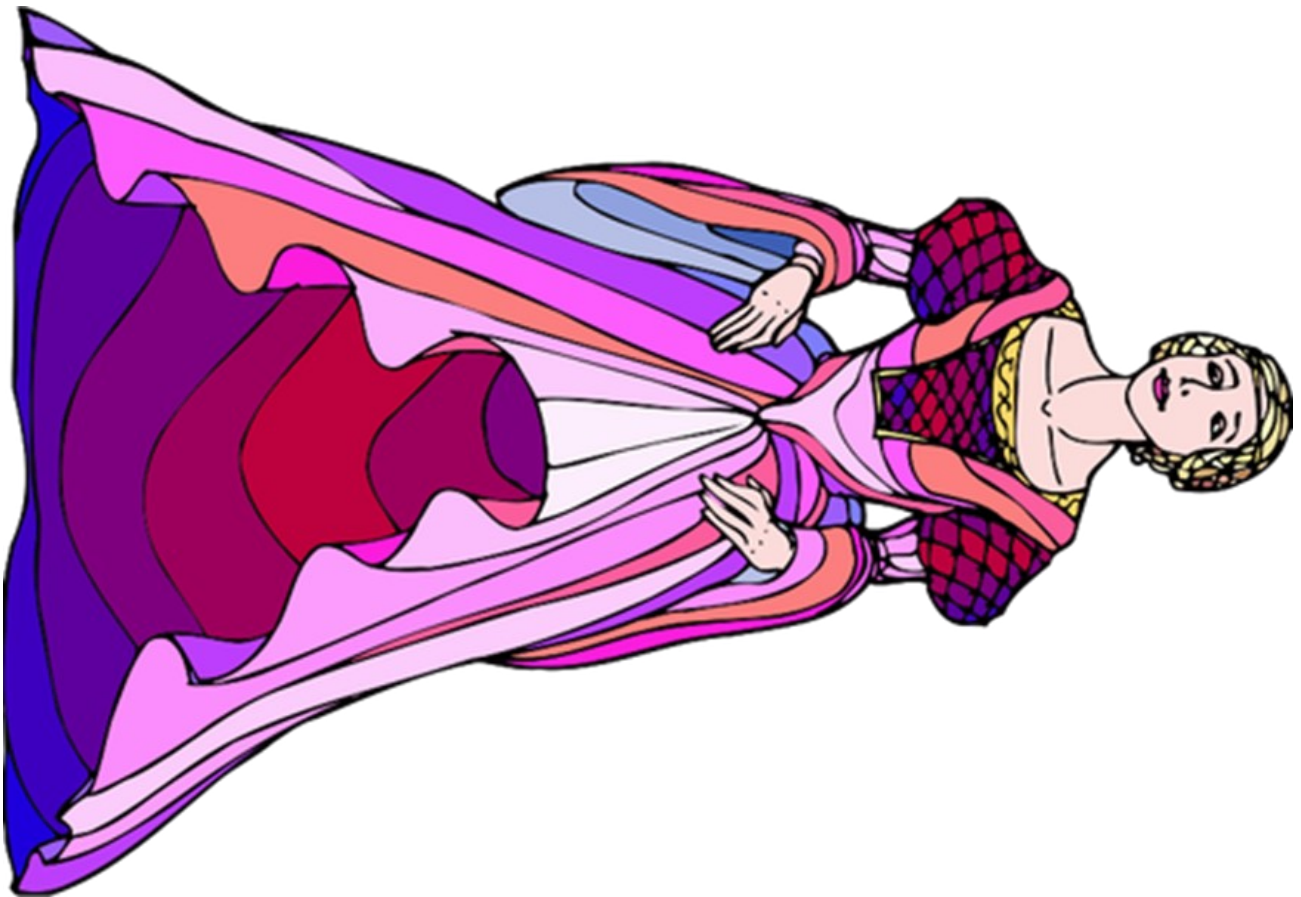
## Puppet Theater

## Pyramus & Thisbe from Lisa's Video



Puppet Theater

Shakespeare characters to create your own Pyramus & Thisbe



Puppet Theater

Shakespeare characters to create your own Pyramus & Thisbe



## Puppet Theater

## Shakespeare characters to create your own Pyramus & Thisbe



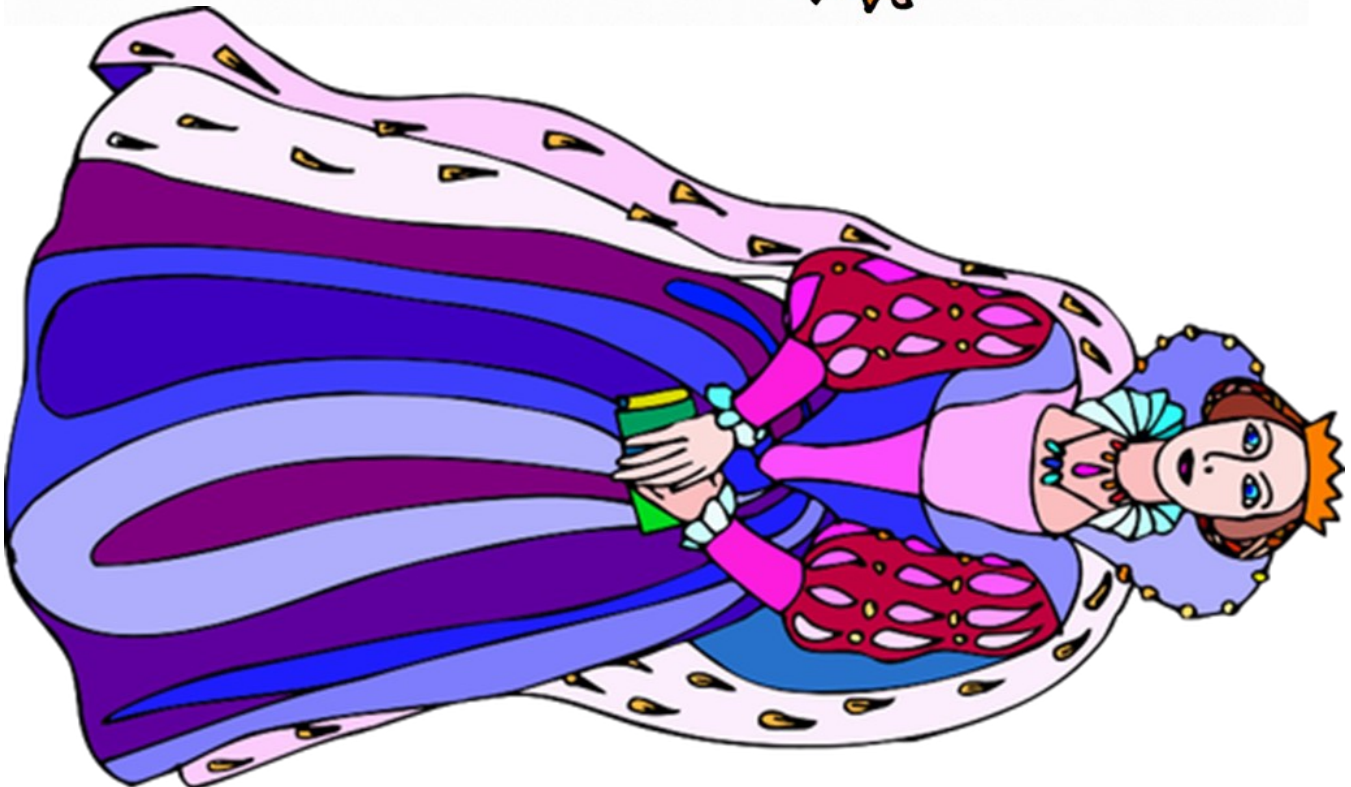

## Puppet Theater

## Shakespeare characters to create your own Pyramus & Thisbe



## Puppet Theater

## Shakespeare & Queen Elizabeth



## Shadow Puppet Theater

## Titania from Lisa's Video



Free Fairy Clip Art in Public Domain From : <https://publicdomainvectors.org/en/tag/Fairy/2>


## Shadow Puppet Theater

Create your own fairy shadow puppets



## Shadow Puppet Theater

Create your own fairy shadow puppets



Shadow Puppet Theater

Create your own fairy shadow puppets



## Shadow Puppet Theater

Create your own fairy shadow puppets



## How to Make Marionette Puppets

### Materials

Markers or colored pencils  
Mini brads  
Mini dowel rods or mini popsicle sticks  
Scissors  
Glue or tape  
Poster board

### Step 1

Color the Marionette.

### Step 2

Glue to poster board. Let dry.

### Step 3

Cut out the marionette pieces.

### Step 4


Attach marionette pieces with mini brads.

### Step 5

Glue or tape mini wooden dowel rods or popsicle sticks to arms and legs.

### Step 6

Put on a show with your marionette.



# Marionette Templates


## Bottom



[www.PheeMcFaddell.com](http://www.PheeMcFaddell.com)

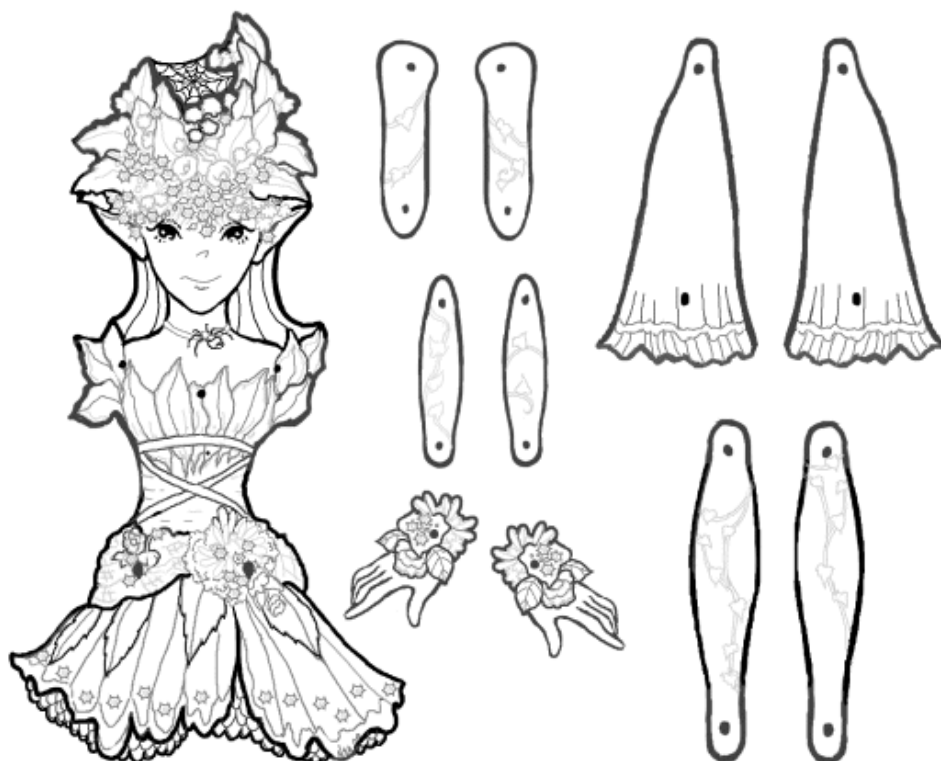
## Marionette Templates

## Puck




## Marionette Templates

## Cobweb




[www.PheeMcFaddell.com](http://www.PheeMcFaddell.com) ©



## Marionette Templates

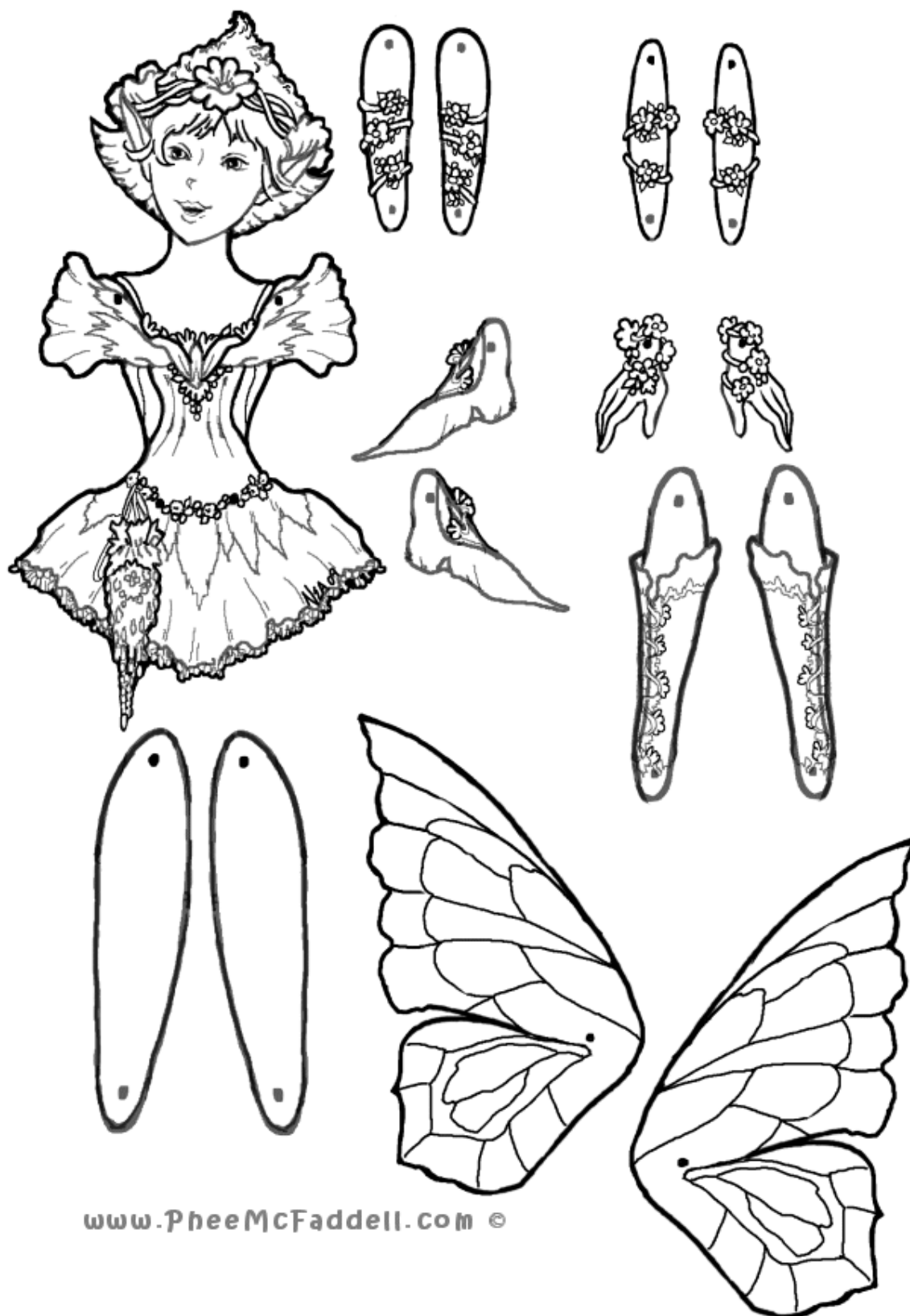
## Medowlark



Medowlark

# Marionette Templates

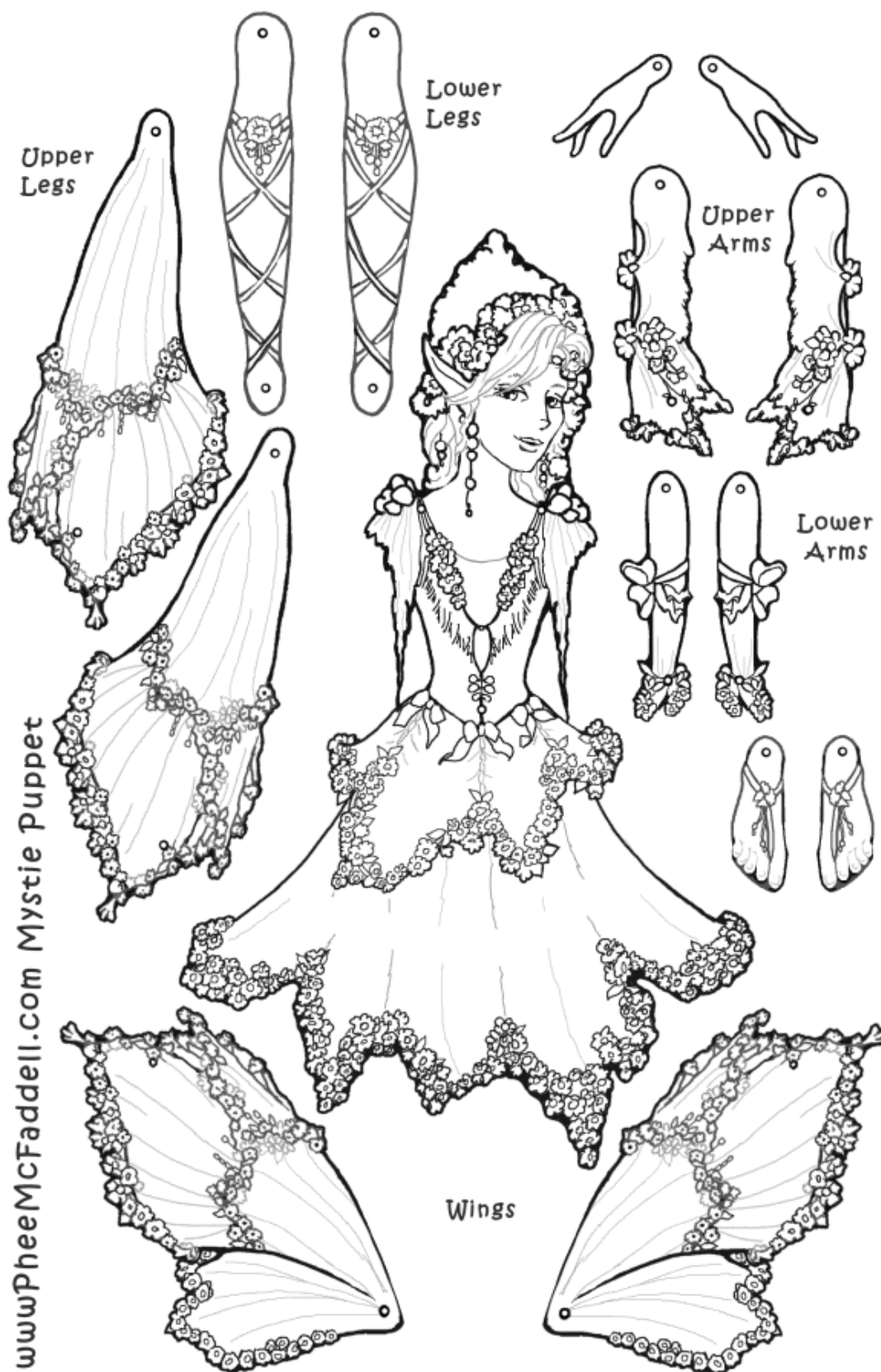
# Peaseblossom



[www.PheeMcFaddell.com](http://www.PheeMcFaddell.com) ©

# Marionette Templates

## Mystie



## Great Lakes Theater Camp Theater Fairy Scene 1

### Act 2 SCENE I *A Midsummer Night's Dream* by William Shakespeare

For use with Puppet Theater or for Acting out in your home Fairy Realm

**Characters:** Fairy and Puck (or you may use multiple fairies and pucks)

**Place:** A wood near Athens

<b>PUCK</b>	How now, spirits! Whither wander you?
<b>FAIRY 1</b>	Over hill, over dale,
<b>FAIRY 2</b>	Thorough bush, thorough brier,
<b>FAIRY 3</b>	Over park, over pale,
<b>FAIRY 4</b>	Thorough flood, thorough fire,
<b>FAIRY 5</b>	I do wander everywhere,
<b>FAIRY 6</b>	Swifter than the moon's sphere;
<b>FAIRY 7</b>	And I serve the fairy queen,
<b>FAIRY 8</b>	To dew her orbs upon the green.
<b>FAIRY 9</b>	Farewell, thou lob of spirits;
<b>FAIRY 10</b>	Our queen and all our elves come here anon.
<b>PUCK 1</b>	The king doth keep his revels here to-night:
<b>PUCK 2</b>	Take heed the queen come not within his sight;
<b>PUCK 3</b>	For Oberon is passing fell and wrath,
<b>PUCK 4</b>	Because that she as her attendant hath
<b>PUCK 5</b>	A lovely boy, stolen from an Indian king;
<b>PUCK 6</b>	She never had so sweet a changeling;
<b>PUCK 7</b>	And jealous Oberon would have the child
<b>PUCK 8</b>	Knight of his train, to trace the forests wild;
<b>PUCK 9</b>	And now they never meet in grove or green,
<b>PUCK 10</b>	By fountain clear, or spangled starlight sheen, but, they do square.
<b>PUCK</b>	But, room, fairy! Here comes Oberon.
<b>FAIRY</b>	And here my mistress. Would that he were gone!

## Recycled Percussion Craft Activity

## Use for a Soundtrack or Sound Effects for your play

### Materials

Construction Paper  
Crayons/Markers/Paint  
Glue  
Stapler  
Yarn  
Bells  
Rice/Beans  
Pencils  
Used Thread Spools  
Popsicle Sticks  
Coffee Cans  
Oatmeal Boxes  
Pringles Cans  
Plastic Pop Bottles  
Paper Plates  
Mailing Tubes  
Paper Towel Tubes

### Drums

Using a coffee can, Quaker Oatmeal box or Pringles can, you can create a unique drum with a different sound depending on shape and size. Decorate a piece of construction paper and wrap it around an old coffee can with a lid. Secure construction paper with tape or glue. Use your hands for drumming or use a set of homemade mallets. Make several different kinds and create a drum set.

### Mallets

Using 2 pencils and 2 used spools of thread, glue 1 spool to 1 pencil and repeat. Paint the homemade mallets to use with your drums.

### Shakers

Using small or large plastic used pop bottles or Pringles can, fill each bottle with rice and beans. Secure with cap. Cover with decorated construction paper or paint the bottle with vibrant paint colors.


### Rain Sticks

Using a mailing tube, Pringles can or paper towel tube, cover one end with a lid or construction paper and masking tape to make it secure. Cut slits in sides of tube big enough for a small popsicle stick. Fill tube with rice. Slide popsicle sticks into the slits. Secure the other end with construction paper and masking tape or lid. Decorate.

To make rain sound, slowly tip tube from one end to the other letting the rice hit the popsicle sticks as they fall to the bottom.

### Tambourines

Using two paper plates, staple the two fronts together. Use a hole punch to punch holes around the outside of the plates. Tie a bell to a short piece of yarn and tie to the holes in the plates. Secure bells with a knot. Decorate.



## Write a Fairy Story

### Step 1

Look at the fairy pictures by Cecily Mary Barker. Find one picture that sparks your imagination.

### Step 2

Write a short story about a day in the life of the flower fairy that you have chosen. Ask yourself, what kind of mischief does your fairy get into? What kind of things does your fairy like to do? What doesn't your fairy like? Where does your fairy live? What does your fairy eat? Who does your fairy play with?

### Step 3

Write your story. Make sure your story has a beginning, middle and end.



## Perform your Fairy Story as a Play

### Step 1

Think about how you would act out your fairy story. Write a short script with lines the fairy might say.

### Step 2

What kind of costumes would your fairy characters wear in the play?

### Step 3

What kind of scenery and props do you need to create for your play?

### Step 4

What kind of music would you use in your play? Is there dancing in your play? Is there a song in your play that the characters might sing?

### Step 5

Practice your play many times.

### Step 6

Perform your play for audience.



## Fairy Art

by Cecily Mary Barker





A Midsummer Night's Dream Coloring Pages

Greek Comedy Tragedy Masks



## A Midsummer Night's Dream Coloring Pages

## Greek Comedy Tragedy Masks



## A Midsummer Night's Dream Coloring Pages

## The Rude Mechanicals



www.TheMcPadden.com ©

## A Midsummer Night's Dream Coloring Pages

## Helena & Demetrius



**Camp Theater Day 4 Activity Guide Artwork & Pictures** (no copyright Infringement is intended)

Cover Page: David Hansen-Illustrator, Education Outreach Associate, Great Lakes Theater

Page 15:



giantsandpilgrims.com



Salzburg Marionette Theatre



Salzburg Marionette Theatre

Page 24:



Figurines, Cecily Mary Barker



Galen Statue, Campania International